

CUSTOM SOFTWARE DEVELOPMENT
SERVICES & CONSULTING



SmartPelican
Technologies Group

915 Middle River Dr, Suite 319
Fort Lauderdale, FL 33304
954 530 9793
www.smartpelican.com
contact@smartpelican.com
Skype: smartpelican



Company

Implementing software solutions can be overwhelming. Once you envision your idea, you're confronted with so many questions – Will it work? How? How much will it cost? Where do we begin? These clouds of uncertainty can make it difficult for you to get your feet off the ground.

That's where we swoop in.

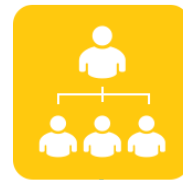
Whether you're dreaming of a must-have mobile app, an automated business process, or complex desktop software, Smart Pelican Technologies Group will guide you over the storm and to the answers, delivering your initial spark of genius as a fully-developed solution. Our expert team of software developers, managers, quality assurance professionals, and support staff will be with you through each phase of implementation to ensure your ride is as smooth and turbulence-free as possible. What's more, we'll be available to provide the support you need even after you've landed safely on the other side.

At Smart Pelican, we won't show you how to adapt your business to a pre-packaged solution. We'll take the time to truly understand your needs so that our solution is perfectly streamlined to your business.

Still not sure if we can help you?

Our clients are diverse in size, come from all over the globe, and are involved in all kinds of industries including healthcare, advertising, education, and real estate, just to name a few. Each client has brought unique challenges to the table, allowing us to perfect our process, continuously improve our service, and grow as a team.

Don't try to traverse your software storm alone. Navigate it with ease and fly with Smart Pelican!



MANAGED SERVICES



WEB DEVELOPMENT



DESKTOP SOFTWARE



MOBILE APPLICATIONS



COMPLEX SOLUTIONS



PRODUCT SUPPORT



Work Process

Software development is complicated. We get it. But thanks to our finely-tuned development process, it doesn't have to be complicated for you. You'll be involved every step of the way with experts who know how to translate details into language you can understand, so everything will be as straightforward and clear as possible. And because quality is our cornerstone, we'll go the extra mile whenever the opportunity arises.

1. Define

We'll get to know you. We'll ask questions and listen, *really* listen, in order to truly understand your needs and the landscape keeping your idea from becoming a solution.

2. Plan

When we understand your needs, we'll envision the pathway to success by identifying the crucial legs of your journey, from requirements analysis and architecture, to cost estimates and time frames.

3. Design

We'll plot a detailed course tailored to your requirements, keeping in mind the best practices for interface elements, flow, and user experience. All of your needs will be addressed with precision, and nothing will be left out.

4. Develop

We'll embark on our journey with your idea safely under our wings. Our expert team uses iterative agile and waterfall development techniques to ensure everything comes together smoothly, and we'll keep you in the know with daily reporting.



5. Test

Using enterprise-class tracking and project management software, we'll thoroughly test your solution, remove any bugs, and fix any issues to ensure it's as streamlined as possible and of the highest standards of quality.

6. Deliver

When we're certain it can soar on its own, we'll deliver your idea as a fully-functioning solution. We'll evaluate its implementation to ensure everything goes smoothly and is in perfect working order.

7. Support

We understand that software development doesn't end with delivery. We'll continue to offer expert maintenance and reliable, friendly support, giving you the peace of mind you deserve.



Vision and Clients

When Smart Pelican took flight, we set out to help clients navigate their most difficult problems with the application of advanced software technologies, and today that vision remains at the forefront of everything we do. Each project presents its own challenges, and each time we're able to weather the storm thanks to these core values that guide us along the safest path:

Keep it simple

What we do is very complicated, so we'll strive to simplify the technical details into language you can understand.

Quality is key

From custom software development services to software consulting, we'll supply only the finest quality solutions while maintaining a quality approach throughout the entire process.

Exceed to succeed

We'll not only meet your requirements, we'll exceed them, adding value to our services and delivering success where you need it most.

Always there

We'll be there for you even after delivery, whether you have a problem with your solution or need advice from a software developer, so you can rest assured knowing that reliable support is just a phone call away.

Thanks to these signposts for success, we'll be able to guide you safely through even the most turbulent clouds of software development.



Bitberry Software, ApS

"We worked with Smart Pelican Technologies Group, LLC to develop a quite non-standard piece of software that requires deep expert knowledge about the subject. They amazed us when they delivered a proof-of-concept app within a day, to prove they could do the job. We'll be working with them on many more other projects."




Israel Kehat, CTO, Konimee & SecondLayer

"I have found SPTG, LLC system- and low-level work quality to be superb, delivered on time, and was surprised at the innovative design, which I rarely experience."



Steve Iverson, Entrepreneur, Technology Executive

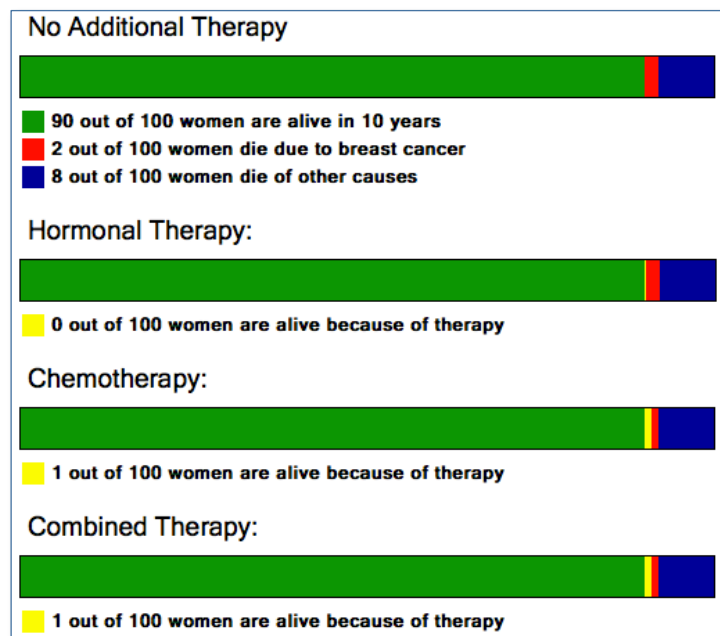
"I had a great software development experience with the team at Smart Pelican Technologies Group, LLC. They created several products for us that ultimately ended up being quite successful in the marketplace. Communication was efficient and frequent – every working day for 2 years. They became a respected extension of our local development team."



Adjuvant! Online

— *Solutions for doctors*

Adjuvant! Online is a web-based program that assists medical professionals in preparing to consult with cancer patients about systemic adjuvant therapy options. Adjuvant! allows doctors to input patient data and helps determine the treatment options most likely to be considered, supplementing each patient consultation with diagrams and data showing the risks involved in various therapy scenarios. Adjuvant! estimates based on clinical data, giving doctors all they need to make the most informed judgments they can.



Adjuvant! incorporates tools to determine treatment options for common cancer types. After users select the appropriate cancer type, they can enter patient-related information such as age, sex, and comorbidity, as well as details about the patient's cancer status. Professionals can also input data about any adjuvant therapy the patient has already undergone. Adjuvant! takes all of the user's input, draws information from Mortality Statistics in the United States, the SEER database, Meta-analyses, and individual clinical trials, and projects cancer-related risks of mortality and patient relapse along with estimates of treatment efficacy. All of this allows doctors to determine the best therapy options for patients and present them in consultation.

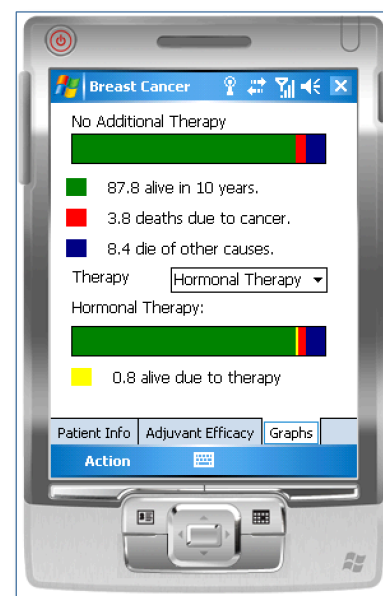
Adjuvant! allows doctors to supplement their consultations with images and diagrams of anatomy and physiology, surgery options, and other information regarding the patient's therapy offerings. Professionals can take Adjuvant! with them in the form of the Adjuvant! mobile app for Windows Mobile smartphones, Pocket PC, and Palm OS. When there's no access to a desktop or laptop PC, all the power of Adjuvant! comes to the user's fingertips so they can prepare for consultations on the go.

Breast Cancer

Age: 60
Co-morbidity: Minor Problems
ER Status: Undefined
Her2 Status: Undefined
Histologic Grade: Undefined
Tumor Size: 0.1 - 1.0 cm
Positive Nodes: 0
Calculate: Mortality
% 10 Year Risk: 4
PFIC

Patient Info | Adjuvant Efficacy | Graphs

Action





Calc Zone Pro

— Crash reconstruction

Calc Zone Pro is home to everything a crash reconstructionist needs, from physics formulas and vehicle specifications, to analysis forms and reports. Its seamless integration with the Microsoft Windows operating system makes data gathering, research, and analysis a breeze thanks to an intuitive interface that's all too familiar to PC users. And with the mobile app, Windows Phone users can compile and edit projects on the go.

Weight	Speed	Energy
3045	22.449	51151.635
3045	23.449	55810.282
3045	24.449	60671.929

Calc Zone Pro comes with dozens of essential formulas to help recreate any scenario. Helpful categorization allows users to manually browse formulas, or if they need help, they can use Calc Zone Pro's 'Search' feature to find the exact formula they need. When entering formula data, hovering the cursor over a field lets users know which value to input. Once values have been entered, Calc Zone Pro displays the math step-by-step, and on top of that, users can toggle between metric and imperial values with the click of a button. Complex arithmetic has never been so easy!

There's also a form for every need. Whether users must identify weather conditions or conduct an analysis, dropdown menus and presets for commonly used terms help them complete forms in a snap! What's more, Calc Zone Pro connects to six databases for up-to-date vehicle specifications, complaints, recalls, and more.

Calc Zone Pro users can easily compile reports and include as much information as needed. To finish it off, users can add professional appeal to their reports by implementing custom headers and footers complete with their company logo, contact information, or any details they desire.

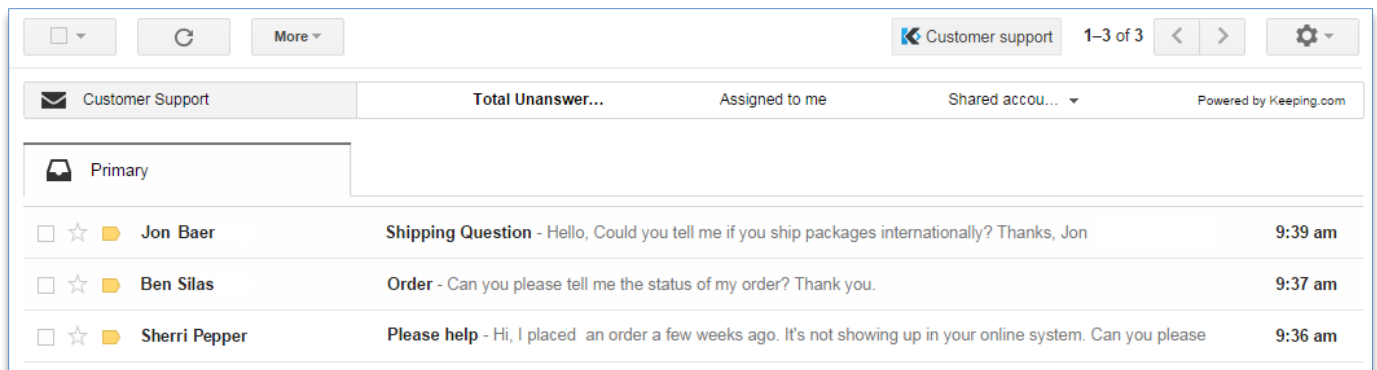
Calc Zone Pro is also an app for Windows Phone! Users can gather essential data and complete forms wherever they are, and it's all backward compatible with the desktop version of Calc Zone Pro so no matter which device is used to edit a project, users can rest assured knowing that none of their data will be lost.

Speed	Distance	Accel/Decel Factor
30	50	0.6
31	50	0.64
32	50	0.682
33	50	0.726
34	50	0.77
35	50	0.816



— Helpdesk solutions for email

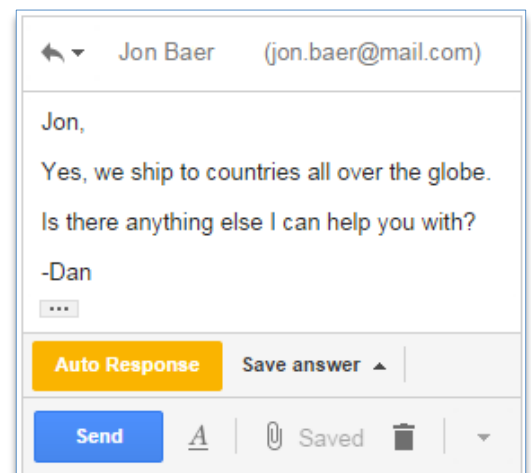
Keeping is a browser extension that transforms any Gmail or Google Apps email account into a customer support powerhouse complete with helpdesk functionalities and collaboration tools. Keeping allows every member of the customer support team to assist customers by receiving, assigning, and responding to customer emails, all without the need for an external helpdesk. Its automatic mail synchronization ensures no message gets worked twice, and eliminates the need for CCs, BCCs, and message forwarding. For customer support teams, this extension is a real keeper!



When email messages are received, users can assign them to specific members of their team with a few simple clicks, and it all synchronizes to show who's handling which messages at any given time. Teams can also create and share mail folders for different departments (billing, shipping, etc.), adding even more capabilities to workflow organization. Delegating tasks becomes a cinch with these user-friendly collaboration abilities.

Customer support teams often spend a lot of time responding to customers who have similar questions. Keeping conserves time and energy by allowing users to save their responses to frequently asked questions, so instead of typing the same response over and over, Keeping users can insert a saved response with the click of a button.

Keeping also tracks productivity. When it's time to review these crucial statistics, users can access their report to see a breakdown of how many emails they've received and how quickly they've been answered. They can even filter their report by date to further monitor how their team stacks up.



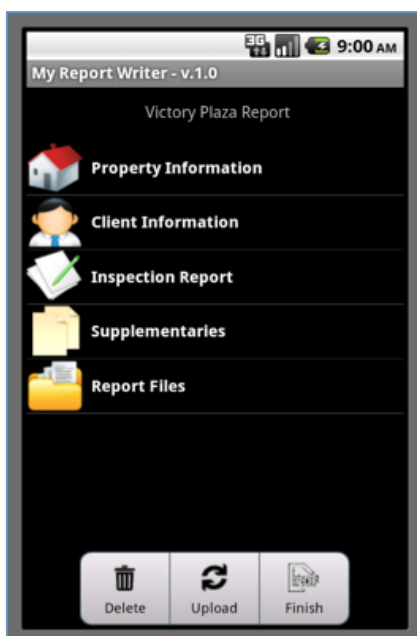
Keeping works inside Gmail and Google Apps, so users get the safety and privacy they expect from Google. There's nothing for Keeping users to worry about except providing the most efficient support available.



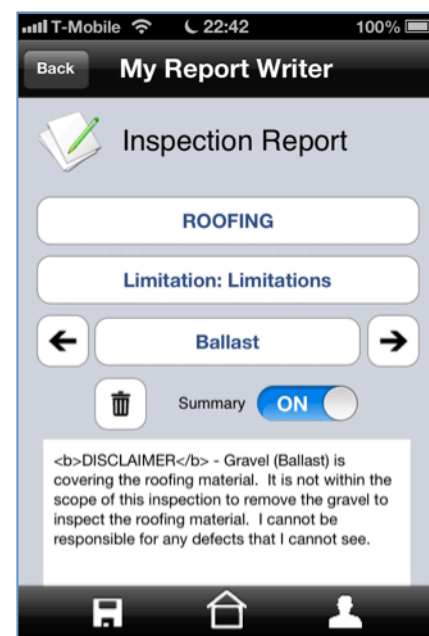
MyReportWriter — *Home inspection reporting*

MyReportWriter gives home inspectors everything they need to gather data and compile reports in the palm of their hand! Home inspectors with an iOS or Android device can ditch their pen and paper for the MyReportWriter app, which provides a friendly user interface, simple navigation, and easy-to-use forms complete with presets for collecting common types of data. Viewing and editing work on a PC is also a breeze thanks to MyReportWriter's website that automatically syncs with the user's device. At the end of the day, users can conveniently compile customized inspection reports in PDF format and send them to anyone they

MyReportWriter gives iOS and Android users the ability to collect information about clients and properties, and create individual reports based on NACHI, NAHI, and ASHI standards of practice. When collecting information, users have the simplicity of working with an interface that's common to their iOS or Android device, so the controls feel natural and intuitive. MyReportWriter also features text presets for common data entries, increasing user efficiency and decreasing the time required to collect data.

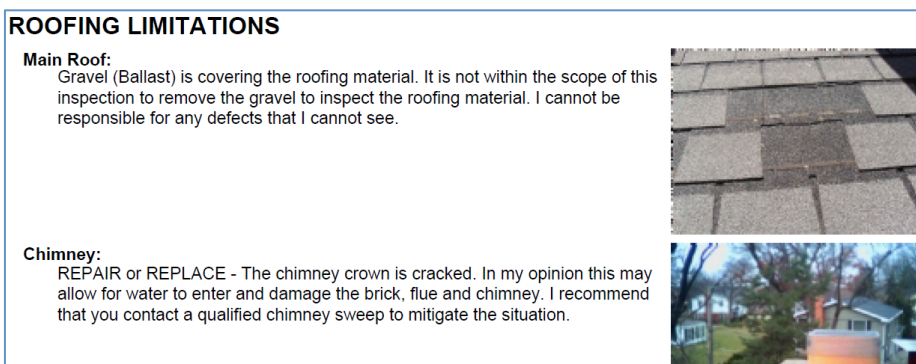


Android



iOS

When it's time to put it all together, PC and Android users can easily customize the format of their reports, add/edit photos using the built-in photo-editing tool, and include any other information they desire such as their company name and logo. All of these features are included in the app for Android devices.



Example Report


When reports are generated in PDF format, PC and Android users can download them from the server for easy viewing, and they can even email reports right from their device. And the best part: users only need to download the MyReportWriter app – there's no software to buy, update, or maintain! MyReportWriter brings simplicity and accessibility to the home inspection industry!



Trackopolis

— *Mobile solutions for realtors*

Before the introduction of smartphones, **Trackopolis** was the cutting edge of tracking and planning solutions for realtors. Using Garmin 3200 or 3600 handheld computers, Trackopolis users could search for properties according to more than 20 criteria, and sort their results by address, price, MLS number, etc. Realtors could access full text property descriptions and color photos of homes, select the listings they wanted to see, and have Trackopolis plan a route to all of them. With its GPS integration, Trackopolis made home tours more efficient and eliminated the hassle of route planning.



Trackopolis users could select their desired property listings, add them to their 'Tour List,' and have the program automatically calculate a route to all of them based on the user's location. With audible turn-by-turn directions, the realtor could keep both hands on the steering wheel and both eyes on the road. One-by-one, visited homes could be checked off by the realtor to allow them to track their progress. Trackopolis made it that simple!

Trackopolis utilized three main components:

- Trackopolis server
- User's PC
- Garmin PDA

Behind the scenes, the Trackopolis server sent MLS listing data to the user's PC. For the user, all they had to do was plug their PDA into their PC to gather the data, and that was it! With Trackopolis, users had the peace of mind knowing that they had reliable tracking technology in the palm of their hand.



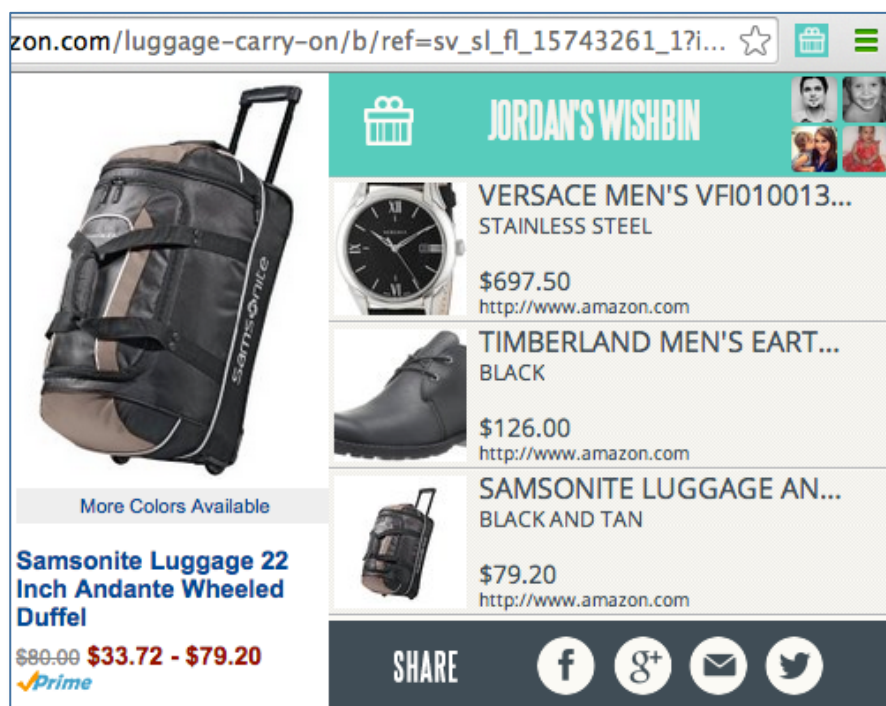
Wishbin

— *The ultimate gift registry*

WishBin makes it easy for users to get exactly what they want, whether they're wishing for the perfect gift or hoping to show someone special how much they care. It's a gift registry that's not tethered to one website, allowing users to shop any online retailer and simply drag and drop items into their Wishbin for viewing at any time. Complete with sharing features, Wishbin ensures even the most clueless givers can pinpoint the perfect gift for every occasion.

Wishbin is a browser extension for Google Chrome, Safari, and Firefox. After completing the simple (and free) sign-up process, and installing the Wishbin extension, users can have the online shopping experience of their dreams! One click on the extension icon and the Wishbin pane opens for easy drag-and-drop operations.

Users can fill their Wishbin with as many items as they choose. Every time an item is added, the extension allows users to enter details about the item, such as its color and price. When users click an item in their Wishbin, they're taken to the item's webpage where they can find more details about the item. Removing items from Wishbin is as simple as dragging and dropping an item anywhere outside the Wishbin pane. Wishbin also provides sharing on popular social media sites such as Facebook, Twitter, and Google Plus, and users can fill out a simple form to email their Wishbin to anyone.



By accessing their profile, users can update their profile picture, add their mailing address, and even add upcoming events like birthdays, weddings, and holidays. Also, Wishbin users are able to add family members to their account. Each family member gets their own Wishbin, and they can add/edit their profile picture and events. Switching from one Wishbin to another can be done simply by clicking a family member's profile picture. With Wishbin's search feature, users can find loved ones also registered with Wishbin.

To top it off, Wishbin includes privacy features. In their profile, users have the option to toggle their account to private. By doing this, users can feel comfortable knowing that their wishes are being viewed only by the ones they trust the most. With all of its options, Wishbin can be considered the ultimate gift registry!



Copyright © 2005 - 2015 Smart Pelican Technologies Group, LLC or its affiliates. All Rights Reserved.

For purposes of these Terms of Use, "content" is defined as any information, data, communications, photos, graphics, and other material and services that are contained in this brochure. This includes original content.

By accepting these Terms of Use, you acknowledge and agree that all content presented to you in this brochure is protected by copyrights, trademarks, service marks, patents, or other proprietary rights and laws, and is the sole property of Smart Pelican Technologies Group, LLC and/or its Affiliates. You are only permitted to use the content as expressly authorized by us or the specific content provider. Except for a single copy made for personal use only, you may not copy, reproduce, modify, republish, upload, post, transmit, or distribute any documents or information from this brochure in any form or by any means without prior written permission from us or the specific content provider, and you are solely responsible for obtaining permission before reusing any copyrighted material that is available in this brochure. Any unauthorized use of the materials appearing in this brochure may violate copyright, trademark, and/or other applicable laws and could result in criminal or civil penalties.

Neither we nor our Affiliates warrant or represent that your use of materials displayed in, or obtained through, this brochure will not infringe the rights of third parties. See "Unauthorized Use of Materials" below for a description of the procedures to be followed in the event that any party believes that content posted in this brochure infringes on any patent, trademark, trade secret, copyright, right of publicity, or other proprietary right of any party.

All custom graphics, icons, logos, and service names are registered trademarks, trademarks, or service marks of Smart Pelican Technologies Group, LLC or its Affiliates. All other trademarks or service marks are proprietary of their respective owners. Nothing contained in these Terms of Use grants you any right to use any trademark, service mark, logo, and/or the name of Smart Pelican Technologies Group, LLC or its Affiliates.

Unauthorized Use of Materials:

Subject to our Privacy Policy, any communication or material that you transmit to us, whether by electronic mail, post, or other means, for any reason, will be treated as non-confidential and non-proprietary. While you retain all rights in such communications or material, you grant us and our agents and affiliates a non-exclusive, paid-up, perpetual, and worldwide right to copy, distribute, display, perform, publish, translate, adapt, modify, and otherwise use such material for any purpose regardless of the form or medium (now known or not currently known) in which it is used.

Please do not submit confidential or proprietary information to us unless we have mutually agreed in writing otherwise. We are also unable to accept your unsolicited ideas or proposals, so please do not submit them to us in any circumstance.

We respect the intellectual property of others, and we ask you to do the same. If you or any reader of this brochure believes its copyright, trademark or other property rights have been infringed, you or the reader should send notification to our Designated Agent (as identified below) immediately. To be effective, the notification must include:

1. Identify in sufficient detail the copyrighted work that you believe has been infringed upon or other information sufficient to specify the copyrighted work being infringed).
2. Identify the material that you claim is infringing the copyrighted work listed in item #1 above.
3. Provide information reasonably sufficient to permit us to contact you (email address is preferred).
4. Provide information, if possible, sufficient to permit us to notify the owner/administrator of the allegedly infringing webpage or other content (email address is preferred).
5. Include the following statement: "I have a good faith belief that use of the copyrighted materials described above as allegedly infringing is not authorized by the copyright owner, its agent, or the law."
6. Include the following statement: "I swear, under penalty of perjury, that the information in the notification is accurate and that I am the copyright owner or am authorized to act on behalf of the owner of an exclusive right that is allegedly infringed."
7. Sign the document.
8. Scan and send the communication to: contact@smartpelican.com

You acknowledge and agree that upon receipt of a notice of a claim of copyright infringement, we may immediately remove the identified materials from our site without liability to you or any other party and that the claims of the complaining party and the party that originally posted the materials will be referred to the United States Copyright Office for adjudication as provided in the Digital Millennium Copyright Act.